

UMW BS Business Administration

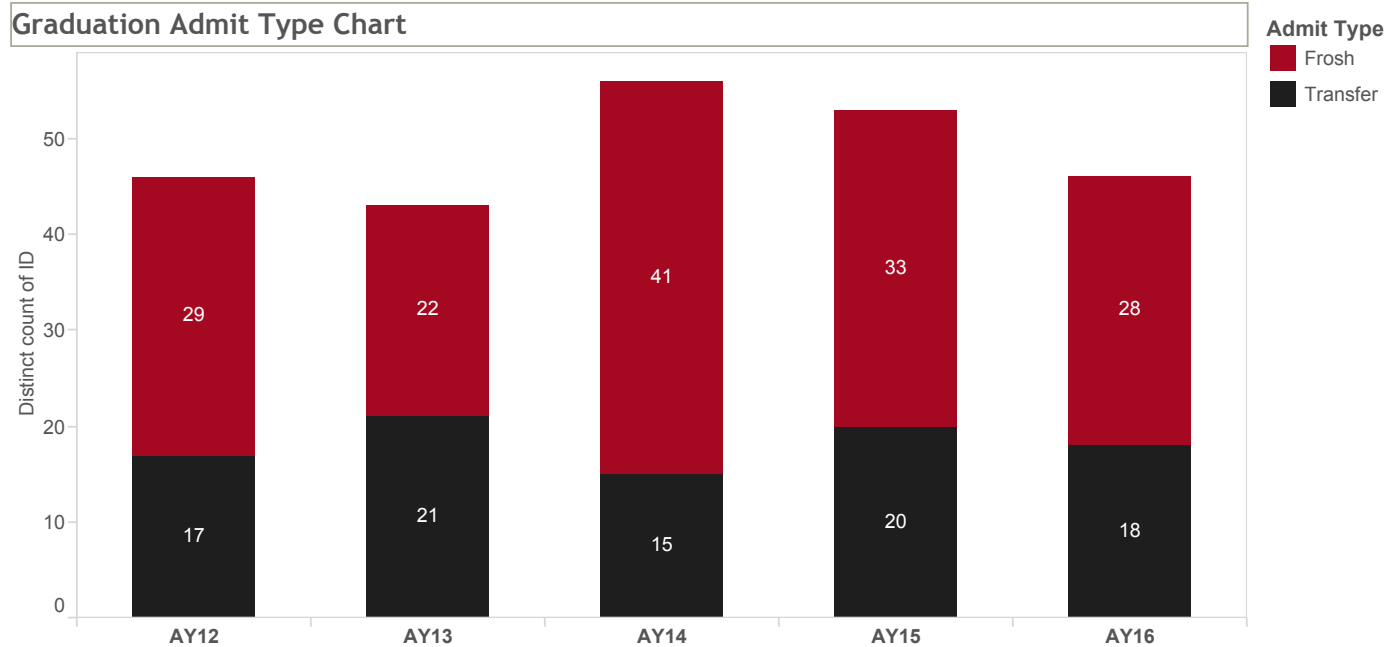
Graduates by Demographics

Annual Years 2011-12 (AY12) through 2015-16 (AY16)

Graduation by Year					
Admit Type	AY12	AY13	AY14	AY15	AY16
Frosh	29	22	41	33	28
Transfer	17	21	15	20	18
Grand Total	46	43	56	53	46

Graduation by Gender					
Gender	AY12	AY13	AY14	AY15	AY16
F	21	17	31	27	16
M	25	26	25	26	30
Grand Total	46	43	56	53	46

Graduation by Admit Type																
Admit Type	AY12			AY13			AY14			AY15			AY16			
	Summer	Fall	Spring	Summer	Fall	Spring	Summer	Fall	Spring	Summer	Fall	Spring	Summer	Fall	Spring	
Frosh	8	4	17	6	7	9	8	11	22	6	9	18	3	9	16	
Transfer	4	4	9	5	5	11	2	5	8	2	6	12	1	6	11	
Grand Total	12	8	26	11	12	20	10	16	30	8	15	30	4	15	27	



UMW BS Business Administration

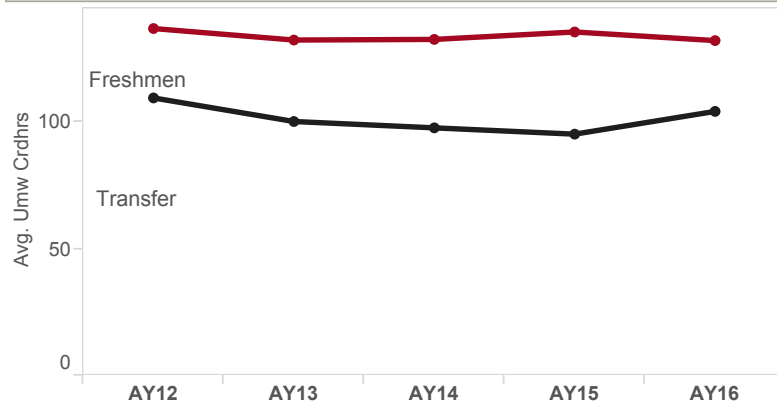
Graduates Time to Degree/Credit Hour Accumulation

Annual Years 2011-12 (AY12) through 2015-16 (AY16)

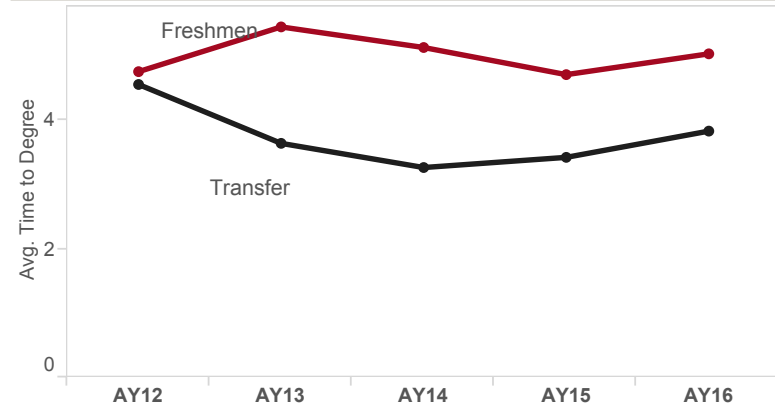
Average Time and UMW Credit to Degree

Admit Type	Transfer Class Standing	AY12		AY13		AY14		AY15		AY16	
		Avg. Time to Degree	Avg. Umw Crdhrs	Avg. Time to Degree	Avg. Umw Crdhrs	Avg. Time to Degree	Avg. Umw Crdhrs	Avg. Time to Degree	Avg. Umw Crdhrs	Avg. Time to Degree	Avg. Umw Crdhrs
Frosh	Null	4.8	136.9	5.5	132.4	5.1	132.6	4.7	135.5	5.0	132.1
Transfer	Freshmen	5.6	132.4	4.3	115.2	3.3	107.4	3.3	102.8	4.2	114.9
	Sophomore	4.5	98.7	3.7	106.4	4.3	106.3	3.0	93.4	4.3	104.0
	Junior	2.9	85.8	3.1	85.8	2.9	93.6	3.8	95.0	3.0	94.0
	Senior			2.5	56.5	1.0	36.0	5.0	82.0	2.5	72.0
Grand Total		4.7	126.8	4.6	116.7	4.6	123.3	4.2	120.3	4.6	121.2

Average UMW Credit to Degree Chart



Average Time to Degree Chart



UMW BS Business Administration

Graduates GPA Range and Honors

Annual Years 2011-12 (AY12) through 2015-16 (AY16)

UMW GPA Range

GPA Range	AY12	AY13	AY14	AY15	AY16
2.0-2.49	2	1		2	1
2.5-2.99	10	7	12	11	16
3.0-3.24	9	11	16	12	11
3.25-3.49	12	15	16	15	9
3.5-3.74	8	4	6	9	4
3.75-4.0	5	5	6	4	5

UMW GPA by Admit Type

Admit Type	GPA Range	AY12	AY13	AY14	AY15	AY16
Frosh	2.0-2.49	2	1		2	1
	2.5-2.99	9	4	11	6	10
	3.0-3.24	4	7	14	7	8
	3.25-3.49	5	7	11	10	5
	3.5-3.74	5	2	4	6	1
	3.75-4.0	4	1	1	2	3
Transfer	2.5-2.99	1	3	1	5	6
	3.0-3.24	5	4	2	5	3
	3.25-3.49	7	8	5	5	4
	3.5-3.74	3	2	2	3	3
	3.75-4.0	1	4	5	2	2

Graduation with Honors

Graduation with Hon..	AY12	AY13	AY14	AY15	AY16
Honors n/a	25	23	34	31	31
Cum Laude	13	13	12	16	10
Magna Cum Laude	5	3	8	2	2
Summa Cum Laude	3	4	2	4	3

Graduation with Honors by Admit Type

Admit Type	Graduation with Honors	AY12	AY13	AY14	AY15	AY16
Frosh	Honors n/a	17	15	30	20	21
	Cum Laude	7	5	7	10	4
	Magna Cum Laude	2	1	4	1	2
	Summa Cum Laude	3	1		2	1
Transfer	Honors n/a	8	8	4	11	10
	Cum Laude	6	8	5	6	6
	Magna Cum Laude	3	2	4	1	
	Summa Cum Laude		3	2	2	2

UMW BS Business Administration

Graduates by Minor associated with major

Annual Years 2011-12 (AY12) through 2015-16 (AY16)

Minors					
Minor	AY12	AY13	AY14	AY15	AY16
Equine Management	7	11	10	14	6
Health & Fitness Management	5	6	7	6	5
Office Systems Technology	4				
Other Option					1
Small Business Administration	27	20	34	26	28
Tourism	1	3	1		
Web & Digital Media	1	3	2	3	5

UMW BS Health and Human Performance

Graduates by Demographics

Annual Years 2011-12 (AY12) through 2015-16 (AY16)

Graduation by Year

Admit Type	AY12	AY13	AY14	AY15	AY16
Transfer		4	1	8	4
Frosh	2	5	6	7	12
Grand Total	2	9	7	15	16

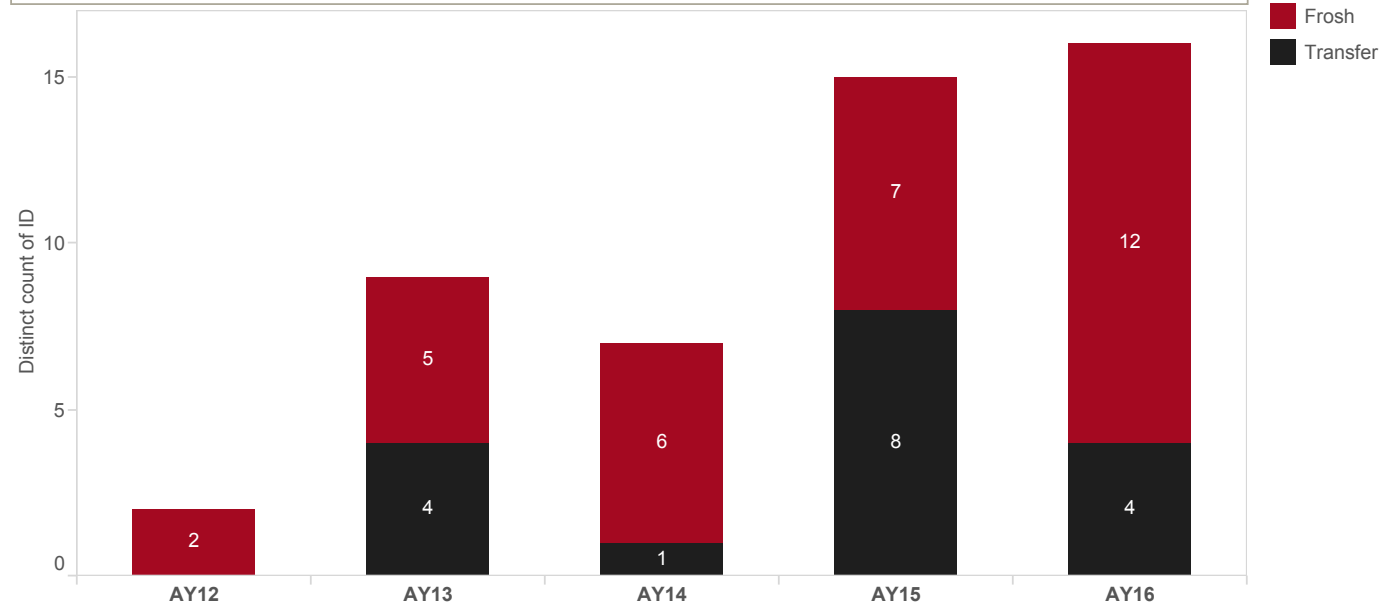
Graduation by Gender

Gender	AY12	AY13	AY14	AY15	AY16
F	2	1	2	5	3
M		8	5	10	13
Grand Total	2	9	7	15	16

Graduation by Admit Type

Admit Type	AY12		AY13		AY14	AY15			AY16		
	Spring		Fall	Spring	Spring	Summer	Fall	Spring	Summer	Fall	Spring
Frosh	2		2	3	6	2	2	3	1	2	9
Transfer				4	1			8	1	2	1
Grand Total	2		2	7	7	2	2	11	2	4	10

Graduation Admit Type Chart



If an annual year (AY) or semester is not showing on the list it means no student has graduated with from that year or term

UMW BA Modern History & Secondary Education

Graduates by Demographics

Annual Years 2011-12 (AY12) through 2015-16 (AY16)

Graduation by Year

Admit Type	AY12	AY13	AY14	AY15	AY16
Frosh		4	3	2	5
Transfer	1	2	2	1	2
Grand Total	1	6	5	3	7

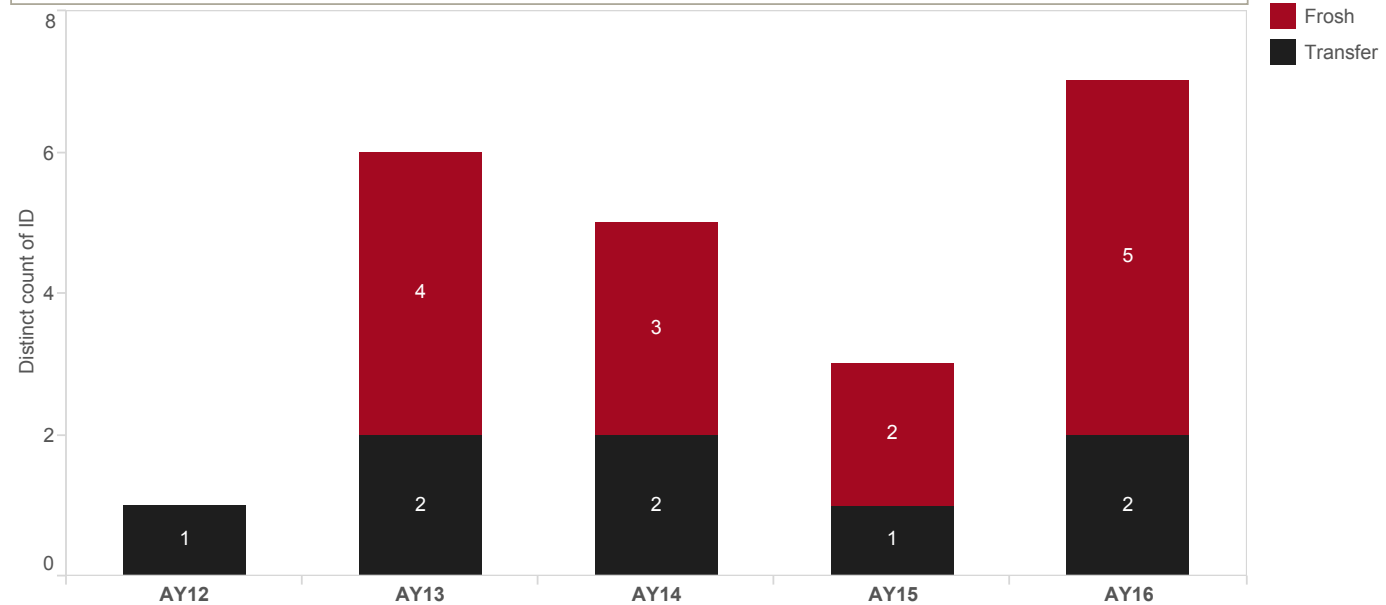
Graduation by Gender

Gender	AY12	AY13	AY14	AY15	AY16
F		1	2	2	2
M	1	5	3	1	5
Grand Total	1	6	5	3	7

Graduation by Admit Type

Admit Type	AY12	AY13		AY14			AY15		AY16		
	Summer	Fall	Spring	Summer	Fall	Spring	Fall	Spring	Summer	Fall	Spring
Frosh			4	1	1	1		2	1	1	3
Transfer	1	2			1	1	1			1	1
Grand Total	1	2	4	1	2	2	1	2	1	2	4

Graduation Admit Type Chart



If an annual year (AY) or semester is not showing on the list it means no student has graduated with from that year or term

UMW BA Modern History & Secondary Education

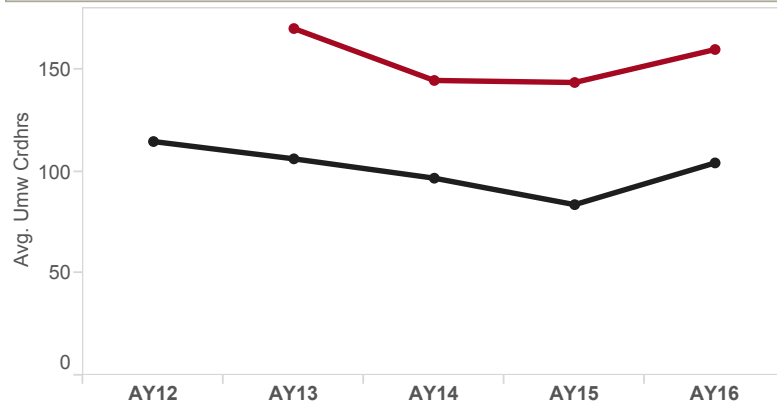
Graduates Time to Degree/Credit Hour Accumulation

Annual Years 2011-12 (AY12) through 2015-16 (AY16)

Average Time and UMW Credit to Degree

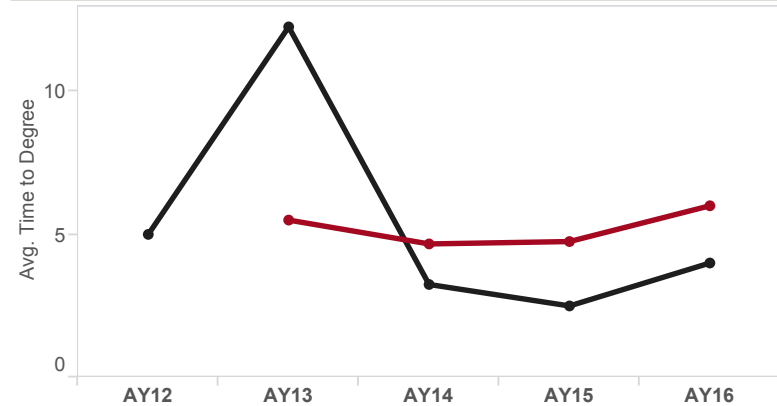
Admit Type	Transfer Class Standing	AY12		AY13		AY14		AY15		AY16	
		Avg. Time to Degree	Avg. Umw Crdhrs	Avg. Time to Degree	Avg. Umw Crdhrs	Avg. Time to Degree	Avg. Umw Crdhrs	Avg. Time to Degree	Avg. Umw Crdhrs	Avg. Time to Degree	Avg. Umw Crdhrs
Frosh	Null			5.5	170.5	4.7	145.0	4.8	144.0	6.0	160.2
Transfer	Freshmen			4.0	126.0						
	Sophomore	5.0	115.0			4.0	120.0			5.0	133.0
	Junior							2.5	84.0	3.0	76.0
	Senior			20.5	87.0	2.5	74.0				
Grand Total		5.0	115.0	7.8	149.2	4.1	125.8	4.0	124.0	5.4	144.3

Average UMW Credit to Degree Chart



Admit Type
■ Frosh
■ Transfer

Average Time to Degree Chart



Admit Type
■ Frosh
■ Transfer

UMW BA Modern History & Secondary Education

Graduates GPA Range and Honors

Annual Years 2011-12 (AY12) through 2015-16 (AY16)

UMW GPA Range

GPA Range	AY12	AY13	AY14	AY15	AY16
2.5-2.99	1	1	1		3
3.0-3.24			2		
3.25-3.49		4			1
3.5-3.74			2	2	1
3.75-4.0		1		1	2

UMW GPA by Admit Type

Admit Type	GPA Range	AY12	AY13	AY14	AY15	AY16
Frosh	2.5-2.99					2
	3.0-3.24			1		
	3.25-3.49		3			1
	3.5-3.74			2	1	1
	3.75-4.0		1		1	1
Transfer	2.5-2.99	1	1	1		1
	3.0-3.24			1		
	3.25-3.49		1			
	3.5-3.74				1	
	3.75-4.0					1

Graduation with Honors

Graduation with Hon..	AY12	AY13	AY14	AY15	AY16
Honors n/a	1	4	3		4
Cum Laude		1	1	2	
Magna Cum Laude			1		2
Summa Cum Laude		1		1	1

Graduation with Honors by Admit Type

Admit Type	Graduation with Honors	AY12	AY13	AY14	AY15	AY16
Frosh	Honors n/a		3	1		3
	Cum Laude			1	1	
	Magna Cum Laude			1		1
	Summa Cum Laude		1		1	1
Transfer	Honors n/a	1	1	2		1
	Cum Laude		1		1	
	Magna Cum Laude					1

UMW BA Modern History & Secondary Education

Graduates by Minor Associated with Major

Annual Years 2011-12 (AY12) through 2015-16 (AY16)

Minors				
Minor	AY12	AY14	AY15	AY16
History (ED)	1	2	1	1

If a minor or an annual year (AY) is not showing on the list it means no student has graduated with that minor or in that AY.

UMW Associate of Science

Graduates by Demographics

Annual Years 2011-12 (AY12) through 2015-16 (AY16)

Graduation by Year

Admit Type	AY12	AY13	AY14	AY15	AY16
Frosh	15	22	37	50	77
Transfer	5	4	18	19	33
Grand Total	20	26	55	69	110

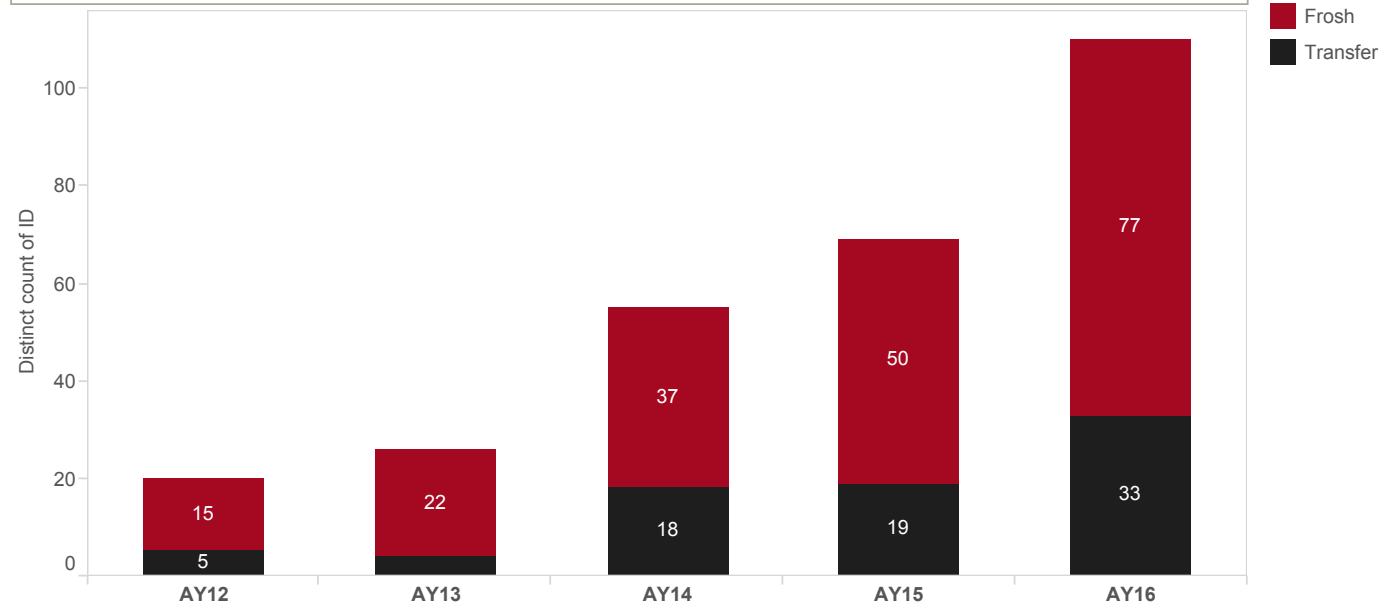
Graduation by Gender

Gender	AY12	AY13	AY14	AY15	AY16
F	11	14	40	42	52
M	9	12	15	27	58
Grand Total	20	26	55	69	110

Graduation by Admit Type

Admit Type	AY12			AY13			AY14			AY15			AY16		
	Summer	Fall	Spring	Summer	Fall	Spring	Summer	Fall	Spring	Summer	Fall	Spring	Summer	Fall	Spring
Frosh	1	9	5	2	5	15	3	7	27	5	19	26	11	36	30
Transfer	1	1	3	1	3		3	4	11	5	5	9	3	18	12
Grand Total	2	10	8	3	8	15	6	11	38	10	24	35	14	54	42

Graduation Admit Type Chart



UMW Associate of Science

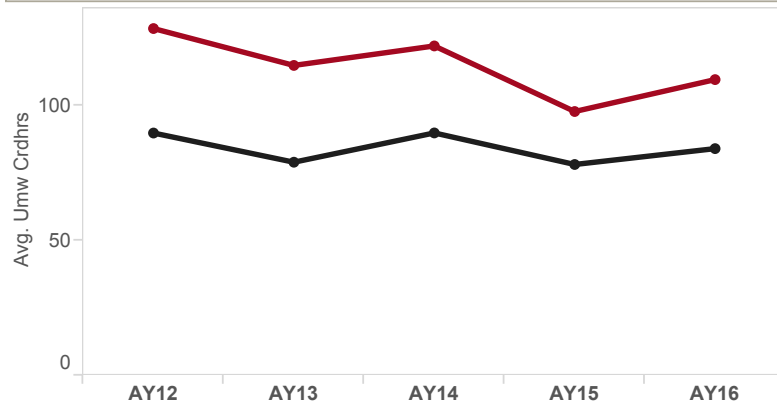
Graduates Time to Degree/Credit Hour Accumulation

Annual Years 2011-12 (AY12) through 2015-16 (AY16)

Average Time and UMW Credit to Degree

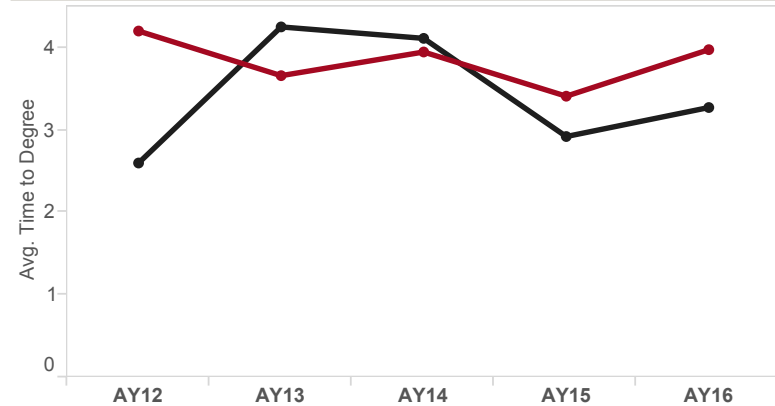
Admit Type	Transfer Class Standing	AY12		AY13		AY14		AY15		AY16	
		Avg. Time to Degree	Avg. Umw Crdhrs	Avg. Time to Degree	Avg. Umw Crdhrs	Avg. Time to Degree	Avg. Umw Crdhrs	Avg. Time to Degree	Avg. Umw Crdhrs	Avg. Time to Degree	Avg. Umw Crdhrs
Frosh	Null	4.2	128.5	3.7	114.8	3.9	122.0	3.4	97.8	4.0	109.6
Transfer	Freshmen			3.0	53.0	3.2	101.4	2.3	77.6	3.4	97.3
	Sophomore	3.3	101.5	6.3	115.5	5.4	90.0	2.8	76.9	3.5	87.8
	Junior	1.5	70.0	1.5	32.0	2.3	78.0	2.5	88.0	3.0	71.3
	Senior	3.5	106.0			2.5	66.0	3.8	78.8	1.0	16.0
Grand Total		3.8	118.8	3.8	109.3	4.0	111.5	3.3	92.4	3.8	101.9

Average UMW Credit to Degree Chart



Admit Type
■ Frosh
■ Transfer

Average Time to Degree Chart



Admit Type
■ Frosh
■ Transfer

UMW Associate of Science

Graduates GPA Range and Honors

Annual Years 2011-12 (AY12) through 2015-16 (AY16)

UMW GPA Range

GPA Range	AY12	AY13	AY14	AY15	AY16
2.0-2.49	2		3	2	2
2.5-2.99	2	3	11	10	31
3.0-3.24	1	7	13	15	31
3.25-3.49	2	7	7	14	13
3.5-3.74	8	7	8	12	17
3.75-4.0	5	2	13	16	15
3.75-4.00					1

UMW GPA by Admit Type

Admit Type	GPA Range	AY12	AY13	AY14	AY15	AY16
Frosh	2.0-2.49	2		1	2	
	2.5-2.99	2	3	9	6	
	3.0-3.24	1	7	9	12	
	3.25-3.49	2	7	4	10	
	3.5-3.74	5	3	5	12	
	3.75-4.0	3	2	9	8	
	3.75-4.00					
Transfer	2.0-2.49			2		
	2.5-2.99			2	4	
	3.0-3.24			4	3	
	3.25-3.49			3	4	

Graduation with Honors

Graduation with Hon..	AY12	AY13	AY14	AY15	AY16
Honors n/a	6	13	27	29	70
Cum Laude	5	9	13	20	19
Magna Cum Laude	8	3	9	11	15
Summa Cum Laude	1	1	6	9	6

Graduation with Honors by Admit Type

Admit Type	Graduation with Honors	AY12	AY13	AY14	AY15	AY16
Frosh	Honors n/a	6	13	19	22	52
	Cum Laude	3	7	8	16	10
	Magna Cum Laude	6	1	6	7	12
	Summa Cum Laude		1	4	5	3
Transfer	Honors n/a			8	7	18
	Cum Laude	2	2	5	4	9
	Magna Cum Laude	2	2	3	4	3
	Summa Cum Laude	1		2	4	3